



Karnavati Finance Limited

ADMINISTRATIVE & CORPORATE OFFICE : "VRAJ" 5TH FLOOR, NR. BHUMI PRESS, LIMDA LANE, JAMNAGAR - 361001 (GUJARAT) INDIA.
Phones : +91 288 2663042 / 43 | Fax : + 91 288 2673759 | Email : karnavatifinance@gmail.com

Ref: List/CL-37/4/03-15

April 20, 2015

To,
Bombay Stock Exchange Limited
PhirozeJeejbhoy Tower,
Dalal Street,
Mumbai - 400001

K.A. Troydon Bird (Deputy Manager)

Dear Sir,

Sub: Report Submission of Shareholding Pattern for the Quarter ended March 31, 2015.

Ref: Karnavati Finance Limited (Scrip Code: 538928)

In reference to captioned subject please find here with attached Shareholding Pattern under Clause 37 of the Listing Agreement of BSE (SME) for the quarter ended March 31, 2015.

The aforesaid copy has been mail to corp.relations@bseindia.com and uploaded on <http://listing.bseindia.com>.

Please take on your record and oblige us.

Thanking You,

For, Karnavati Finance Limited

Jay Morzaria
Managing Director
(DIN: 02338864)



Introductory sub-table (I)(a)

Name of the Company: KARNAVATI FINANCE LIMITED			
Scrip Code:538928		Name of the scrip: KARNAVATI	
Class of security:EQUITY			
QUQEER ENDED:31.03.2015			
Partly paid-up shares:-			
	No. of partly paid-up shares	As a % of total no. of partly paid-up shares	As a % of total no. of shares of the company
Held by promoter/promoter group	0	0	0
Held by public	0	0	0
		0	
Total - D	0	0	0
Outstanding convertible securities:-			
	No. of outstanding securities	As a % of total no. of outstanding convertible securities	As a % of total no. of shares of the company, assuming full conversion of the convertible securities
Held by promoter/promoter group	0	0	0
Held by public	0	0	0
Total - E	0	0	0
Warrants:-			
	No. of warrants	As a % of total no. of warrants	As a % of total no. of shares of the company, assuming full conversion of warrants
Held by promoter/promoter group	0	0	0
Held by public	0	0	0
Total - F	0	0	0
Total paid-up capital of the company, assuming full conversion of warrants and convertible securities		8360000	100

KARNAVATI FINANCE LTD

 **Director**



Statement Showing Shareholding Pattern

Table I(a)

Category of Shareholder	Number of Shares	Total number of shares	Number of shares held in dematerialized form	Total shareholding as a percentage of total number of shares		Shares Pledged or otherwise encumbered		
				As a percentage of (A+B) ¹	As a percentage of (A+B+C)	Number of shares	As a percentage	
(I) Shareholding of Promoter	(II)	(III)	(IV)	(V)	(VI)	(VII)	(VIII)	(IX) = (VIII)/(V)*100
1 Indian								
(a) Individuals/ Hindu Undivided Family	4	5305400	5305400	63.46	63.46	0	0.00	
(b) Central Government/ State Government(s)	0			0.00	0.00	0	0.00	
(c) Bodies Corporate	1	23900	23900	0.29	0.29	0	0.00	
(d) Financial Institutions/ Banks	0	0	0	0.00	0.00	0	0.00	
(e) Any Others (Specify)	0	0	0	0.00	0.00	0	0.00	
Sub Total(A)(1)	5	5329300	5329300	63.75	63.75	0	0.00	
2 Foreign								
a Individuals (Non-Residents Foreign Individuals)	0	0	0	0.00	0.00	0	0.00	
b Bodies Corporate	0	0	0	0.00	0.00	0	0.00	
c Institutions	0	0	0	0.00	0.00	0	0.00	
d Qualified Foreign Investor	0	0	0	0.00	0.00	0	0.00	
Sub Total(A)(2)	0	0	0	0.00	0.00	0	0.00	
Total Shareholding of	5	5329300	5329300	63.75	63.75	0	0.00	
(B) Public shareholding								
1 Institutions								
(a) Mutual Funds/ UTTI	0	0	0	0.00	0.00	0	0.00	
(b) Financial Institutions/ Banks	0	0	0	0.00	0.00	0	0.00	
(c) Central Government/ State Government(s)	0	0	0	0.00	0.00	0	0.00	
(d) Venture Capital Funds	0	0	0	0.00	0.00	0	0.00	
(e) Insurance Companies	0	0	0	0.00	0.00	0	0.00	
(f) Foreign Institutional Investors	0	0	0	0.00	0.00	0	0.00	
(g) Foreign Venture Capital Investors	0	0	0	0.00	0.00	0	0.00	



(h)	Qualified Foreign Investor	0	0	0	0	0.00	0.00	0	0	0
	Sub-Total (B)(1)	0	0	0	0	0.00	0.00	0	0	0
B 2	Non-institutions									
(a)	Bodies Corporate	6	190000	190000		2.27	2.27	0	0	0
(b)	Individuals	43	400700	400000		4.79	4.79	0	0	0
I	Individuals -i. Individual shareholders holding nominal share capital up to Rs 1 lakh									
II	ii. Individual shareholders holding nominal share capital	36	2080000	1720000		24.88	24.88	0	0	0
(c)	Qualified Foreign Investor	0	0	0		0.00	0.00	0	0	0.00
(d)	Any Other (specify)	0	0	0		0.00	0.00	0	0	0.00
(d-i)	Others	0	0	0		0.00	0.00	0	0	0.00
(d-ii)	Clearing member	1	10000	10000		0.00	0.00	0	0	0.00
(d-iii)	Non Resident Indians	0	0	0		0.00	0.00	0	0	0.00
(d-iv)	Directors Relatives	0	0	0		0.00	0.00	0	0	0.00
(d-v)	Hindu Undivided Families	14	350000	260000		0.00	0.00	0	0	0.00
	Sub-Total (B)(2)	100	3030700	2580000		36.25	36.25	0	0	0
(B)	Total Public Shareholding (B)= (B)(1)+(B)(2)	100	3030700	2580000		36.25	36.25	0	0	0
	TOTAL (A)+(B)	105	8360000	7909300		100.00	100.00	0	0	0
(C)	Shares held by Custodians and against which Depository Receipts have been issued									
1	Promoter and Promoter Group	0	0	0		0	0	0	0	0
2	Public	0	0	0		0	0	0	0	0
	Sub-Total (C)	0	0	0		0	0	0	0	0
	GRAND TOTAL (A)+(B)+(C)	105	8360000	7909300		100.00	100.00	0	0	0.00



KARNAVATI FINANCE LTD

[Signature]
Director

Sr.No	Notes
1	
2	
3	
4	
5	
6	
7	
8	
9	

KARNAVATI FINANCE LTD



Director




(I)(b) Statement showing holding of securities (including shares, warrants, convertible securities) of persons belonging to the category "Promoter and Promoter Group"												
Sr. No.	Name of the shareholder	Details of Shares held			Encumbered shares (*)			Details of warrants		Details of convertible securities		Total shares (including underlying shares assuming full conversion of warrants and convertible securities) as a % of diluted share capital
		Number of shares held	As a % of grand total (A)+(B)+(C)	No.	As a percentage (VI)=(V)/(III)*100	As a % of grand total (A)+(B)+(C) of sub-clause (I)(a)	Number of warrants held	As a % total number of warrants of the same class	Number of convertible securities held	As a % total number of convertible securities of the same class		
(i)		(iii)	(iv)	(v)	(vi)	(vii)	(viii)	(ix)	(x)	(xi)	(xii)	
1	RAMAN P MORZARIA	2682700	32.09	0	0.00	0.00	0	0	0	0	32.09	
2	DAXABEN R MORZARIA	294000	3.52	0	0.00	0.00	0	0	0	0	3.52	
3	MORZARIA JAY R	1003600	12.00	0	0.00	0.00	0	0	0	0	12.00	
4	KUSHI RAMANBHAI MORZARIA	1325100	15.85	0	0.00	0.00	0	0	0	0	15.85	
5	MIDAS IMPEX PRIVATE LIMITED	23900	0.29	0	0.00	0.00	0	0	0	0	0.29	
	TOTAL	5329300	63.75	0	0.00	0.00	0	0	0	0	63.75	

(*) The term "encumbrance" has the same meaning as assigned to it in regulation 28(3) of the SAST Regulations, 2011


KARNAVATI FINANCE LTD

Director



(I)(c)(i) Statement showing holding of securities (including shares, warrants, convertible securities) of persons belonging to the category "Public" and holding more than 1% of the total number of shares

Sr. No.	Name of the shareholder	Number of shares held	Shares as a percentage of total number of shares {i.e., Grand Total (A)+(B)+(C) indicated in Statement at para (I)(a) above}	Details of warrants		Details of convertible securities		Total shares (including underlying shares assuming full conversion of warrants and convertible securities) as a % of diluted share capital
				Number of warrants held	As a % total number of warrants of the same class	Number of convertible securities held	% w.r.t total number of convertible securities of the same class	
1	NNM SECURITIES	130000	1.56	0	0	0	0	1.56
2	DILIP V BHAGAT	150000	1.79	0	0	0	0	1.79
3	JAMANBHAI SHAMJIBHAI FALDU	90000	1.08	0	0	0	0	1.08
4	PARAS NAVNEETBHAI VARIA	90000	1.08	0	0	0	0	1.08
5	MITESH NATHULAL LAVTI	120000	1.44	0	0	0	0	1.44
6	ASHOK P LAVTI	120000	1.44	0	0	0	0	1.44
7	BHAGWATILAL P LAVTI	90000	1.08	0	0	0	0	1.08
8	PRAKASH P LAVTI	100000	1.20	0	0	0	0	1.20
9	JAMANBHAI S FALDU HUF	90000	1.08	0	0	0	0	1.08
TOTAL		980000	11.72	0	0	0	0	11.72



KARNAVATI FINANCE LTD

Director

(1)(c)(ii) Statement showing holding of securities (including shares, warrants, convertible securities) of persons (together with PAC) belonging to the category "Public" and holding more than 5% of the total number of shares of the company

Sr. No.	Name(s) of the shareholder(s) and the Persons Acting in Concert (PAC) with them	Number of shares	Shares as a percentage of total number of shares {i.e., Grand Total (A)+(B)+(C) indicated in Statement at para (1)(a) above}	Details of warrants		Details of convertible securities		Total shares (including underlying shares assuming full conversion of warrants and convertible securities) as a % of diluted share capital
				Number of warrants	As a % total number of warrants of the same class	Number of convertible securities held	% w.r.t total number of convertible securities of the same class	
1	NIL	0	0.00	0	0	0	0	0
	NIL		0.00	0	0	0	0	0
TOTAL		0	0.00	0	0	0	0	0

KARNAVATI FINANCE LTD


Director



(I)(d) Statement showing details of locked-in shares

Sr. No.	Name of the shareholder	Number of locked-in shares	Locked-in shares as a percentage of total number of shares (i.e., Grand Total (A)+(B)+(C) indicated in Statement at para (I)(a) above)	Promoter/Promter Group/Public
1	SURESHBHAI P PAREKH	100	0.00	PUBLIC
2	BHAVESH MANDALIYA	400	0.00	PUBLIC
3	RAJUBHAI MEHTA	200	0.00	PUBLIC
4	RANJANBEN KETANBHAI SOMAIYA	50000	0.60	PUBLIC
5	KETANBHAI R SOMAIYA	50000	0.60	PUBLIC
6	NAVINBHAI P KATARIYA	40000	0.48	PUBLIC
7	JAGDISH P KATARIYA	40000	0.48	PUBLIC
8	NAVIN P KATARIYA(HUF)	30000	0.36	PUBLIC
9	JAGDISH P KATARIYA(HUF)	30000	0.36	PUBLIC
10	MAHESH P KATARIYA(HUF)	30000	0.36	PUBLIC
11	MANISH P KATARMAL	30000	0.36	PUBLIC
12	DILIP V BHAGAT	150000	1.79	PUBLIC
13	RAMAN P MORZARIA	2682700	32.09	Promoter/Promter Group
14	MORZARIA JAY R	1003600	12.00	Promoter/Promter Group
15	KUSH RAMANBHAI MORZARIA	1325100	15.85	Promoter/Promter Group
16	DAXABEN R MORZARIA	294000	3.52	Promoter/Promter Group
17	MIDAS IMPEX PRIVATE LIMITED	23900	0.29	Promoter/Promter Group
TOTAL		5780000	69.14	

KARNAVATI FINANCE LTD


Director




(II)(a) Statement showing details of Depository Receipts (DRs)

Sr. No.	Type of outstanding DR (ADRs, GDRs, SDRs, etc.)	Number of outstanding DRs	Number of shares underlying outstanding DRs	Shares underlying outstanding DRs as a percentage of total number of shares {i.e., Grand Total (A)+(B)+(C) indicated in Statement at para (1)(a) above}
	NIL			0.00
				0.00
TOTAL		0	0	0.00

KARNAVATI FINANCE LTD

Director



(II)(b) Statement showing holding of Depository Receipts (DRs), where underlying shares held by "promoter/promoter group" are in excess of 1% of the total number of shares

Sr. No.	Name of the DR Holder	Type of outstanding DR (ADRs, GDRs, SDRs, etc.)	Number of shares underlying outstanding DRs	Shares underlying outstanding DRs as a percentage of total number of shares {i.e., Grand Total (A)+(B)+(C) indicated in Statement at para (I)(a) above}
1	NIL	0	0	0.00
2				
TOTAL			0	0.00

KARNAVATI FINANCE LTD



Director

